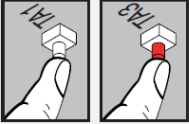

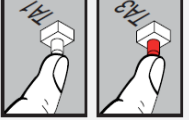
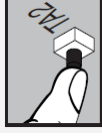


## Activate the on/off light function on the GA203/403:

<p>Program radio channel 3 to the hand transmitters</p>	<div data-bbox="432 192 523 315"> </div> <p data-bbox="555 192 1078 304">In order to select the desired radio channel <i>r1</i>, <i>r2</i>, <i>r3</i>, or <i>r4</i>, briefly press button <b>TA3</b>...</p> <div data-bbox="432 327 842 427"> <p data-bbox="456 349 823 416">...3 x for <i>r3</i></p> </div> <div data-bbox="432 461 544 573"> </div> <p data-bbox="552 461 1326 528">Hold down the desired button on the remote control for ~3 sec.</p> <div data-bbox="432 607 544 707"> </div> <p data-bbox="552 595 1374 696"><b>Release button on the remote control.</b> After the teach-in process has been successfully completed, the status display is shown for the door,</p>
<p>Open menu selection window</p>	<div data-bbox="432 763 544 909"> </div> <p data-bbox="616 775 1015 898">Hold down button <b>TA2</b> for ~3 sec. until <i>11</i> or <i>12</i> appears on the display.</p>
<p>Go to menu <i>c</i></p>	<div data-bbox="432 976 528 1111"> </div> <div data-bbox="536 976 632 1111"> </div> <p data-bbox="663 976 1094 1099">Press button <b>TA3</b> or <b>TA1</b> to switch to the desired menu item.</p> <div data-bbox="432 1155 528 1290"> </div> <div data-bbox="536 1155 632 1290"> </div> <p data-bbox="663 1155 1094 1279">Press button <b>TA3</b> or <b>TA1</b> to switch to the desired menu item.</p>
<p>Set the value to 4</p>	<div data-bbox="432 1368 528 1503"> </div> <div data-bbox="536 1368 632 1503"> </div> <p data-bbox="647 1368 1038 1491">Press button <b>TA1</b> or <b>TA3</b> to change the menu setting.</p>
<p>Exit the menu <i>c</i></p>	<div data-bbox="432 1570 544 1715"> </div> <p data-bbox="616 1570 1062 1659">Press button <b>TA2</b> again to exit the menu item.</p>
<p>Go to menu <i>b</i></p>	<div data-bbox="432 1771 528 1917"> </div> <div data-bbox="536 1771 632 1917"> </div> <p data-bbox="663 1771 1094 1906">Press button <b>TA3</b> or <b>TA1</b> to switch to the desired menu item.</p> <div data-bbox="432 1951 528 2096"> </div> <div data-bbox="536 1951 632 2096"> </div> <p data-bbox="663 1951 1094 2085">Press button <b>TA3</b> or <b>TA1</b> to switch to the desired menu item.</p>

Set the value to <b>8</b>	 <p>Press button <b>TA1</b> or <b>TA3</b> to change the menu setting.</p>
Exit the menu <b>b</b>	 <p>Press button <b>TA2</b> again to exit the menu item.</p>
Save changes to the menu settings in menu <b>0</b>	 <p>Select menu item <b>0</b> with button <b>TA3</b> or <b>TA1</b>.</p>
Confirm changes	 <p>Hold down button <b>TA2</b> for ~3 sec.</p> <p>Successful saving is indicated on the display by:</p> 